

JOE MOROLONG LOCAL MUNICIPALITY



JOE MOROLONG
LOCAL MUNICIPALITY

PERFORMANCE AGREEMENT

MADE AND ENTERED INTO BY AND BETWEEN:
THE MUNICIPALITY OF JOE MOROLONG AS REPRESENTED
BY THE ACTING MUNICIPAL MANAGER:
MR TATOLO JOB GOPETSE

AND

THE EMPLOYEE OF THE MUNICIPALITY
DIRECTOR: FINANCE DEPARTMENT
MRS BOIPELO DORCAS MOTLHAPING

FOR THE

FINANCIAL YEAR: 1 JULY 2017 – 30 JUNE 2018

A handwritten signature in black ink, appearing to read 'T. Job'.

A handwritten signature in black ink, appearing to read 'M. Boipele'.

PERFORMANCE AGREEMENT

ENTERED INTO BY AND BETWEEN:

The Municipality of Joe Morolong Local Municipality herein represented by Mr. TJ Gopetse in his capacity as the Acting Municipal Manager (hereinafter referred to as the **Employer** or Supervisor)

And

Mrs B.D Motlhaping as the Employee of the Municipality of Joe Morolong Local Municipality (hereinafter referred to as the **Employee**).

WHEREBY IT IS AGREED AS FOLLOWS:



1. INTRODUCTION

- 1.1 The **Employer** has entered into a contract of employment with the **Employee** in terms of section 57(1)(a) of the Local Government: Municipal Systems Act 32 of 2000 ("the Systems Act"). The **Employer** and the **Employee** are hereinafter referred to as "the Parties".
- 1.2 Section 57(1)(b) of the Systems Act, read with the Contract of Employment concluded between the parties, requires the parties to conclude an annual performance Agreement.
- 1.3 The parties wish to ensure that they are clear about the goals to be achieved, and secure the commitment of the **Employee** to a set of outcomes that will secure local government policy goals.
- 1.4 The parties wish to ensure that there is compliance with Sections 57(4A), 57(4B) and 57(5) of the Systems Act.

2. PURPOSE OF THIS AGREEMENT

The purpose of this Agreement is to -

- 2.1 Comply with the provisions of Section 57(1)(b),(4A),(4B) and (5) of the Systems Act as well as the Contract of Employment entered into between the parties;
- 2.2 Specify objectives and targets established for the **Employee** and to communicate to the **Employee** the **Employer's** expectations of the **Employee's** performance expectations and accountabilities;
- 2.3 Specify accountabilities as set out in the Performance Plan (Annexure A);
- 2.4 Monitor and measure performance against set targeted outputs;
- 2.5 Use the Performance Agreement and Performance Plan as the basis for assessing the suitability of the **Employee** for permanent employment and/or to assess whether the **Employee** has met the performance expectations applicable to her job;



Mrs B.D Motlhaping

2.6 Appropriately reward the **Employee** in accordance with the **Employer's** performance management policy in the event of outstanding performance; and

2.7 Give effect to the **Employer's** commitment to a performance-orientated relationship with the **Employee** in attaining equitable and improved service delivery.

3 COMMENCEMENT AND DURATION

3.1 This Agreement will commence on the **1st July 2016** and will remain in force until **30 June 2017**, where after a new Performance Agreement, Performance Plan and Personal Development Plan shall be concluded between the parties for the next financial year or any portion thereof.

3.2 The parties will review the provisions of this Agreement during June each year. The parties will conclude a new Performance Agreement and Performance Plan that replaces this Agreement at least once a year by not later than the beginning of each successive financial year.

3.3 This Agreement will terminate on the termination of the **Employee's** contract of employment for any reason.

3.4 The content of this Agreement may be revised at any time during the above-mentioned period to determine the applicability of the matters agreed upon.

3.5 If at any time during the validity of this Agreement the work environment alters (whether as a result of government or council decisions or otherwise) to the extent that the contents of this Agreement are no longer appropriate, the contents shall immediately be revised.

4 PERFORMANCE OBJECTIVES



4.1 The Performance Plan (Annexure A) sets out-

4.1.1 The performance objectives and targets that must be met by the **Employee**; and

4.1.2 The time frames within which those performance objectives and targets must be met.

4.2 The performance objectives and targets reflected in Annexure A are set by the **Employer** in consultation with the **Employee** and based on the Integrated Development Plan and the Budget of the **Employer**, and shall include key objectives; key performance indicators; target dates and weightings.

4.3 The key objectives describe the main tasks that need to be done. The key performance indicators provide the details of the evidence that must be provided to show that a key objective has been achieved. The target dates describe the timeframe in which the work must be achieved. The weightings show the relative importance of the key objectives to each other.



R.M

4.4 The **Employee's** performance will, in addition, be measured in terms of contributions to the goals and strategies set out in the **Employer's** Integrated Development Plan.

5 PERFORMANCE MANAGEMENT SYSTEM

5.1 The **Employee** agrees to participate in the performance management system that the **Employer** adopts or introduces for the **Employer**, management and municipal staff of the **Employer**.

5.2 The **Employee** accepts that the purpose of the performance management system will be to provide a comprehensive system with specific performance standards to assist the **Employer**, management and municipal staff to perform to the standards required.

5.3 The **Employer** will consult the **Employee** about the specific performance standards that will be included in the performance management system as applicable to the **Employee**.

6 THE EMPLOYEE AGREES TO PARTICIPATE IN THE PERFORMANCE MANAGEMENT AND DEVELOPMENT SYSTEM THAT THE EMPLOYER ADOPTS

6.1 The **Employee** undertakes to actively focus towards the promotion and implementation of the KPAs (including special projects relevant to the employee's responsibilities) within the local government framework.

6.2 The criteria upon which the performance of the **Employee** shall be assessed shall consist of two components, both of which shall be contained in the Performance Agreement.


6.2.1 The **Employee** must be assessed against both components, with a weighting of 80:20 allocated to the Key Performance Areas (KPAs) and the Core Managerial Competencies (CMCs) respectively.

6.2.2 Each area of assessment will be weighted and will contribute a specific part to the total score.

6.2.3 KPAs covering the main areas of work will account for 80% and CMCs will account for 20% of the final assessment.

6.3 The **Employee's** assessment will be based on her performance in terms of the outputs/ outcomes (performance indicators) identified as per attached Performance Plan (**Annexure A**), which are linked to the KPA's, and will constitute 80% of the overall assessment result as per the weightings agreed to between the **Employer** and **Employee**:

Key Performance Areas (KPA's)	Weighting
Basic Service Delivery	08
Municipal Institutional Development and Transformation	04
Local Economic Development (LED)	04
Municipal Financial Viability and Management	64
Good Governance and Public Participation	20
Total	100%



m.v.m. R.M

6.4 The CMCs will make up the other 20% of the **Employee's** assessment score. CMCs that are deemed to be most critical for the **Employee's** specific job should be selected (√) from the list below as agreed to between the **Employer** and **Employee**:

[Handwritten signature]

[Handwritten initials]
17.11.12 R.M

CORE COMPETENCY REQUIREMENTS FOR EMPLOYEES		
CORE MANAGERIAL COMPETENCIES (CMC)	√	WEIGHT
Strategic Capability and leadership		10
Programme and Project Management		5
Financial Management		10
Change Management		5
Knowledge Management		5
Service Delivery Innovation		5
Problem Solving and Analytical Thinking		5
People and Diversity Management		5
Client Orientation and Customer Focus		5
Communication		5
Accountability and Ethical Conduct		10
Policy conceptualisation and implementation		5
Mediation skills		5
Advanced negotiation skills		5
Advanced influencing skills		5
Partnership and Stakeholder Relations		5
Supply Chain Management		5
		100%

7. EVALUATING PERFORMANCE

7.1 The Performance Plan (Annexure A) to this Agreement sets out -

- 7.1.1 The standards and procedures for evaluating the **Employee's** performance; and
- 7.1.2 The intervals for the evaluation of the **Employee's** performance.

7.2 Despite the establishment of agreed intervals for evaluation, the **Employer** may in addition review the **Employee's** performance at any stage while the contract of employment remains in force.

7.3 Personal growth and development needs identified during any performance review discussion must be documented in a Personal Development Plan as well as the actions agreed to and implementation must take place within set time frames.

7.4 The **Employee's** performance will be measured in terms of contributions to the goals and strategies set out in the **Employer's** IDP.

7.5 The annual performance appraisal will involve:

7.5.1 **Assessment of the achievement of results as outlined in the performance plan:**

- (a) Each KPA should be assessed according to the extent to which the specified standards or performance indicators have been met and with due regard to ad hoc tasks that had to be performed under the KPA.
- (b) An indicative rating on the five-point scale should be provided for each KPA.
- (c) The applicable **assessment rating calculator** (refer to paragraph 6.5.3 below) **must then be used to add the scores and calculate a final KPA score.**

Boopets
[Signature]
 m.v.m R.M

7.5.2 Assessment of the CMCs

- (a) Each CMC should be assessed according to the extent to which the specified standards have been met.
- (b) An indicative rating on the five-point scale should be provided for each CMC.
- (c) The applicable **assessment rating calculator** (refer to paragraph 6.5.1) **must then be used to add the scores and calculate a final CMC score.**

7.5.3 Overall rating

An overall rating is calculated by using the applicable **assessment-rating calculator**. Such overall rating represents the outcome of the performance appraisal.

7.6 The assessment of the performance of the **Employee** will be based on the following rating scale for KPA's and CMCs:

Level	Terminology	Description	Rating				
			1	2	3	4	5
5	Outstanding performance	Performance far exceeds the standard expected of an employee at this level. The appraisal indicates that the Employee has achieved above fully effective results against all performance criteria and indicators as specified in the PA and Performance plan and maintained this in all areas of responsibility throughout the year.					
4	Performance significantly above expectations	Performance is significantly higher than the standard expected in the job. The appraisal indicates that the Employee has achieved above fully effective results against more than half of the performance criteria and indicators and fully achieved all others throughout the year.					
3	Fully effective	Performance fully meets the standards expected in all areas of the job. The appraisal indicates that the Employee has fully achieved effective results against all significant performance criteria and indicators as specified in the PA and Performance Plan.					
2	Not fully effective	Performance is below the standard required for the job in key areas. Performance meets some of the standards expected for the job. The review/assessment indicates that the employee has achieved below fully effective results against more than half the key performance criteria and indicators as specified in the PA and Performance Plan.					

[Handwritten signatures and initials]
 M.V.M R.M

Level	Terminology	Description	Rating				
			1	2	3	4	5
1	Unacceptable performance	Performance does not meet the standard expected for the job. The review/assessment indicates that the employee has achieved below fully effective results against almost all of the performance criteria and indicators as specified in the PA and Performance Plan. The employee has failed to demonstrate the commitment or ability to bring performance up to the level expected in the job despite management efforts to encourage improvement.					

7.7 For purposes of evaluating the performance of the **Employee**, an evaluation panel constituted by the following persons will be established –

- 7.7.1 Municipal Manager
- 7.7.2 Chairperson of the Audit Committee;
- 7.7.3 A member of EXCO;
- 7.7.4 Municipal Manager
- 7.7.5 Manager responsible for Human Resources (secretariat)

8. SCHEDULE FOR PERFORMANCE REVIEWS

8.1 The performance of each **Employee** in relation to her performance agreement shall be reviewed on the following dates with the understanding that reviews in the first and third quarter may be verbal if performance is satisfactory:

First quarter	:	July – September
Second quarter	:	October – December
Third quarter	:	January – March
Fourth quarter	:	April – June

8.2 The **Employer** shall keep a record of the mid-year review and annual assessment meetings.

8.3 Performance feedback shall be based on the **Employer's** assessment of the **Employee's** performance.

8.4 The **Employer** will be entitled to review and make reasonable changes to the provisions of Annexure "A" from time to time for operational reasons. The **Employee** will be fully consulted before any such change is made.

8.5 The **Employer** may amend the provisions of Annexure A whenever the performance management system is adopted, implemented and/or amended as the case may be. In that case the **Employee** will be fully consulted before any such change is made.

Handwritten signatures and initials:
 [Signature]
 MVM RM

9. DEVELOPMENTAL REQUIREMENTS

The Personal Development Plan (PDP) for addressing developmental gaps is attached as Annexure B.

10. OBLIGATIONS OF THE EMPLOYER

10.1 The Employer shall –

- 10.1.1 Create an enabling environment to facilitate effective performance by the employee;
- 10.1.2 Provide access to skills development and capacity building opportunities;
- 10.1.3 Work collaboratively with the **Employee** to solve problems and generate solutions to common problems that may impact on the performance of the **Employee**;
- 10.1.4 on the request of the **Employee** delegate such powers reasonably required by the **Employee** to enable her to meet the performance objectives and targets established in terms of this Agreement; and
- 10.1.5 Make available to the **Employee** such resources as the **Employee** may reasonably require from time to time to assist her to meet the performance objectives and targets established in terms of this Agreement.

11. CONSULTATION

- 11.1 The **Employer** agrees to consult the **Employee** timeously where the exercising of the powers will have amongst others –
 - 11.1.1 A direct effect on the performance of any of the **Employee's** functions;
 - 11.1.2 Commit the **Employee** to implement or to give effect to a decision made by the **Employer**; and
 - 11.1.3 A substantial financial effect on the **Employer**.
- 11.2 The **Employer** agrees to inform the **Employee** of the outcome of any decisions taken pursuant to the exercise of powers contemplated in 11.1 as soon as is practicable to enable the **Employee** to take any necessary action without delay.

12. MANAGEMENT OF EVALUATION OUTCOMES

- 12.1 The evaluation of the **Employee's** performance will form the basis for rewarding outstanding performance or correcting unacceptable performance.
- 12.2 A performance bonus of 5% to 14% of the inclusive annual remuneration package may be paid to the **Employee** in recognition of outstanding performance.
- 12.3 The **Employee** will be eligible for progression to the next higher remuneration package, within the relevant remuneration band, after completion of at least twelve months (12) service at the current remuneration package on 30 June (end of financial year) subject to a fully effective assessment.
- 12.4 In the case of unacceptable performance, the **Employer** shall –

[Handwritten signature]
[Handwritten signature] P.M.
M.V. 7

12.4.1 Provide systematic remedial or developmental support to assist the **Employee** to improve her performance; and

12.4.2 After appropriate performance counselling and having provided the necessary guidance and/ or support as well as reasonable time for improvement in performance, the **Employer** may consider steps to terminate the contract of employment of the **Employee** on grounds of unfitness or incapacity to carry out her duties.

13. DISPUTE RESOLUTION

13.1 Any disputes about the nature of the **Employee's** performance agreement, whether it relates to key responsibilities, priorities, methods of assessment and/ or any other matter provided for, shall be mediated by –

13.1.1 The MEC for Cooperative Governance, Human Settlement and Traditional Affairs in the province within thirty (30) days of receipt of a formal dispute from the **Employee**; or

13.1.2 Any other person appointed by the MEC.

13.2 In the event that the mediation process contemplated above fails, clause 19.3 of the Contract of Employment shall apply.

14. GENERAL

14.1 The contents of this agreement and the outcome of any review conducted in terms of Annexure A may be made available to the public by the **Employer**.

14.2 Nothing in this agreement diminishes the obligations, duties or accountabilities of the **Employee** in terms of her contract of employment, or the effects of existing or new regulations, circulars, policies, directives or other instruments.

Thus done and signed at Joe Mordang LM on this the 18 day of July 2017

AS WITNESSES:

1. M.V. Mordang

[Signature]
EMPLOYEE


2. [Signature]

AS WITNESSES:

1. [Signature]

[Signature]
MUNICIPAL MANAGER

2. [Signature]





JOE MOROLONG
LOCAL MUNICIPALITY

BUDGET AND TREASURY OFFICE

**FINANCE TECHNICAL SERVICE DELIVERY AND BUDGET
IMPLEMENTATION PLAN (SDBIP)**

2017/18

[Handwritten signatures and initials]

TABLE OF CONTENTS

CHAPTER 1

1. EXECUTIVE SUMMARY.....	2
1.1 Departmental Purpose.....	2
1.1.1 Functions of the Department.....	2
1.1.2 Link with the Top Layer SDBIP.....	2
1.3 Link with corporate strategy.....	2
1.3.1 Lead department objective.....	2
1.3.2 Support from other departments.....	3
1.3.3 Support to other departments.....	4
1.4 Human resource.....	5
1.4.1 Staffing information.....	5
1.4.2 Departmental Organogram.....	6 ~ 9
1.5 Financial information.....	10
1.5.1 Departmental Projected Operational Expenditure.....	11
1.5.2 Departmental Projected Income by Vote.....	12

CHAPTER 2

2. STRATEGIES & KPI	
2.1 Departmental Initiative Programmes and Targets	13
2.2 Departmental Initiative Programmes and Targets (Supporting Activities).....	14 ~ 23

[Handwritten signatures and initials]
2
m.v.m
R.M

CHAPTER 1

1. Executive Summary

1.1. Departmental Purpose

The Finance Department is committed to providing timely, accurate, clear and complete information and support to other departments and the community at large.

1.2. Functions of the Department

- To provide the efficient and effective financial management and business operations.
- To improve strategies for the improvement of revenue, i.e. debt management.
- To provide accurate and relevant financial information for decision making.
- Ensure financial prudent compliance with Internal Audit and unqualified audits by the Auditor General.
- To enhance efficient and effective expenditure and supply chain management.
- To promote local economic development and job creation.
- Maintain the municipal asset register
- Management of cash and bank
- Compliance with relevant legislation

1.3. Link with the Top Layer SDBIP

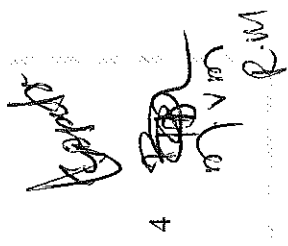
1.3.1. Lead department Objectives

- Manage Revenue section
- Manage Budget and treasury section
- Sustain Financial Management
- Manage Supply chain management & asset management section
- Cash flow management
- Promote good governance
- Ensure effective budget management

Handwritten signatures and initials:
A large signature, possibly "D. V. M.", and the initials "R.M." are present in the bottom right corner of the page.

1.3.2. Support from other departments

LEAD FUNCTION	SUPPORT EXPECTED
<ul style="list-style-type: none"> ▪ Manage Revenue section 	<p>Recruiting and retention of suitably skilled candidate, and ensuring that staff members adhere to continuous professional development. Timely response on repairs and maintenance of revenue yielding infrastructure.</p>
<ul style="list-style-type: none"> ▪ Manage Budget and treasury section 	<p>Submission of all supporting documents by all relevant departments which will necessitate submission of credible information as per the legislation. Adherence to the procurement plan by all departments to ensure compliance with the approved budget. Avoidance of irregular, fruitless and wasteful expenditure.</p>
<ul style="list-style-type: none"> ▪ Manage Supply chain management section 	<p>Centralising all procurements to the SCM section. Submission of requests to SCM timeously. Timeous submission of procurement plans to necessitate accurate and speedy procurement process.</p>
<ul style="list-style-type: none"> ▪ Manage asset management section 	<p>Safeguarding all inventories (assets) under their custody. Reporting to Asset Management section all donated assets for inclusion in the FAR. Reporting all broken or faulty assets to the Asset Management section timeously so that necessary adjustments and insurance claims can be made.</p>
<ul style="list-style-type: none"> ▪ Ensure effective budget management 	<p>Adherence to the procurement plan by all departments to ensure compliance with the approved budget.</p>



 4

1.3.3. Support to Other departments

LEAD FUNCTION	SUPPORT EXPECTED
<ul style="list-style-type: none"> ▪ Manage Revenue section 	Submission of information relating to other services provided by the departments to enable correct invoicing. Timely submission of invoices for services rendered by other departments.
<ul style="list-style-type: none"> ▪ Manage Budget and treasury section 	Regular update of the system which will enable other departments to know the extent of their respective expenditure on the approved budget.
<ul style="list-style-type: none"> ▪ Manage Supply chain management section 	Submit financial information needed to all departments for their regular reporting. Render procurement services to all departments
<ul style="list-style-type: none"> ▪ Manage asset management section 	Coordination of asset management
<ul style="list-style-type: none"> ▪ Ensure effective budget management 	Provide monthly income and expenditure reports to other departments
	Ensure adherence of budget management regulations



 MVM
 R.M

1.4. Human Resources

All Finance employees as indicated on the latest organogram of the Department, namely;

- 1 Chief Finance Officer
- 1 Senior Manager: Income and Expenditure
- 1 Manager: Financial Controller
- 1 Manager: Expenditure
- 1 Manager: Income
- 1 Manager Supply chain management
- 1 Budget and Compliance Officer
- 13 Other finance staff members
- 5 Finance Interns
- 5 vacancy to be filled this Financial Year.

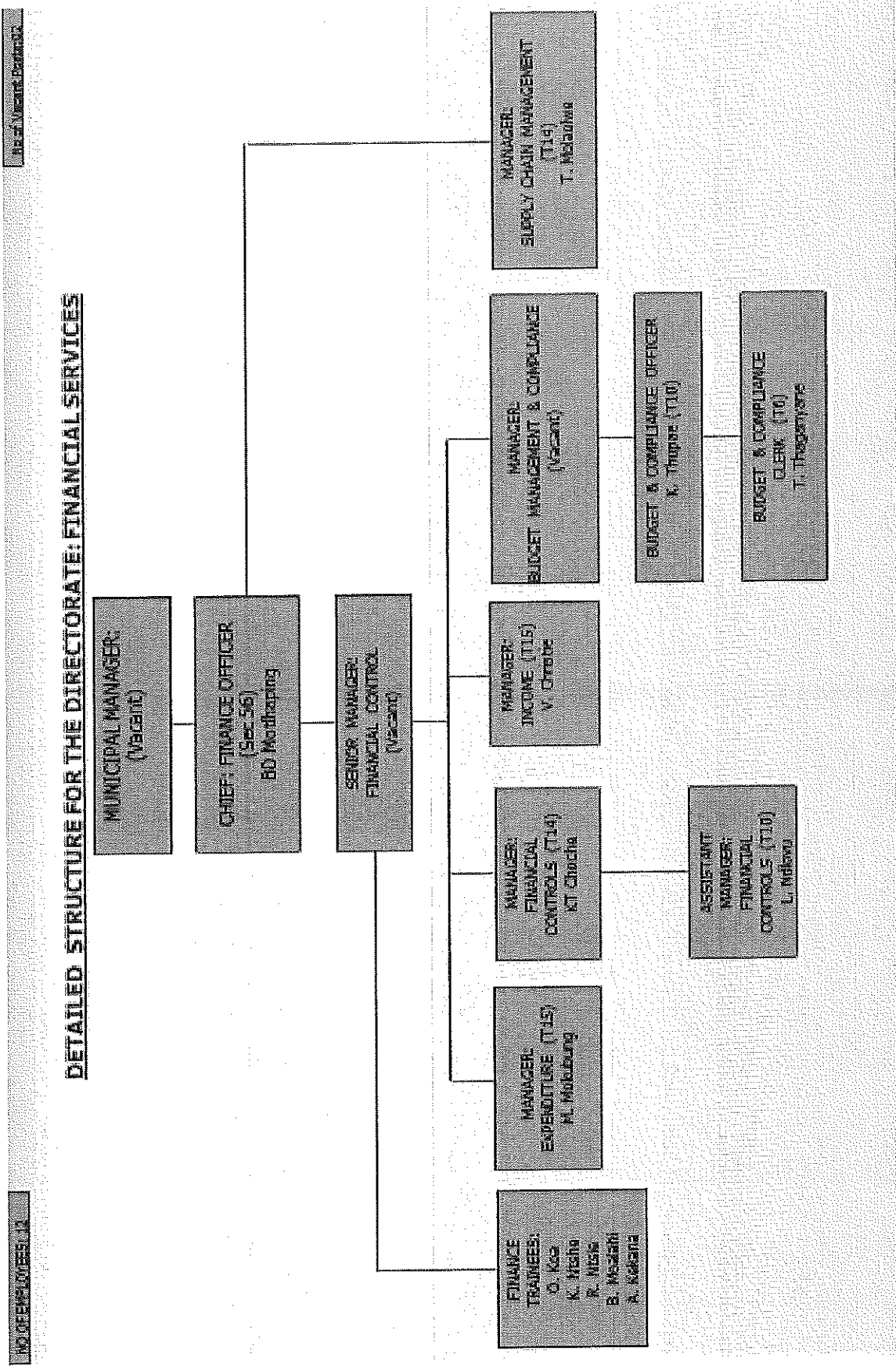
1.4.1. Staffing Information

EMPLOYEE TYPE	GENDER		TOTAL IN NUMBER
	MALE	FEMALE	
Chief Financial Officer		1	1
Expenditure Unit		8	8
Income Unit	7	5	12
Supply Chain Management Unit	6	3	9
Financial Control		2	2
Budget and Compliance	1	1	2
Interns	1	4	5
TOTAL	15	24	39

TOTAL COSTS R 10,827,085.44

[Handwritten signatures and initials]
 M.V.M
 R.M

1.4.2. Departmental Organogram

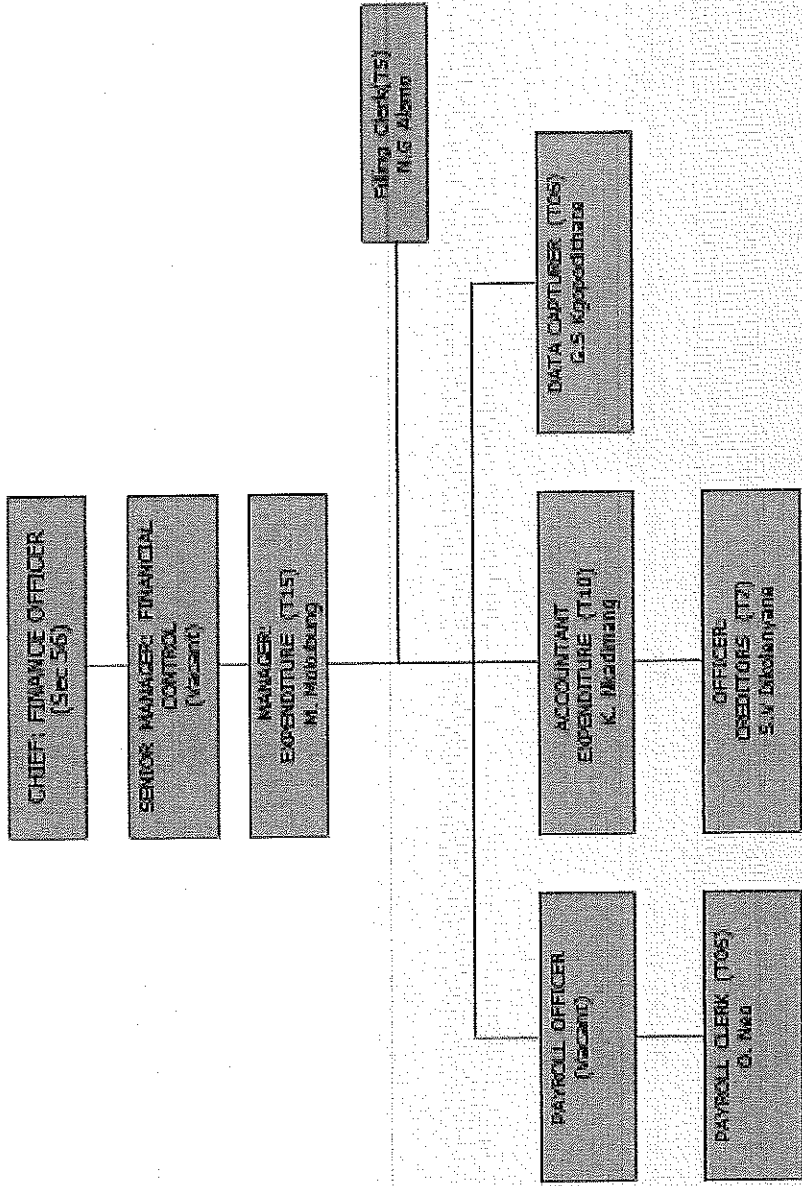


Handwritten signatures and initials:
 M. V. Mofhe
 E.M.

NO. OF EMPLOYEES: 04

No. of Vacant Posts: 03

DETAILED STRUCTURE FOR FINANCIAL MANAGEMENT SERVICES (EXPENDITURE UNIT)

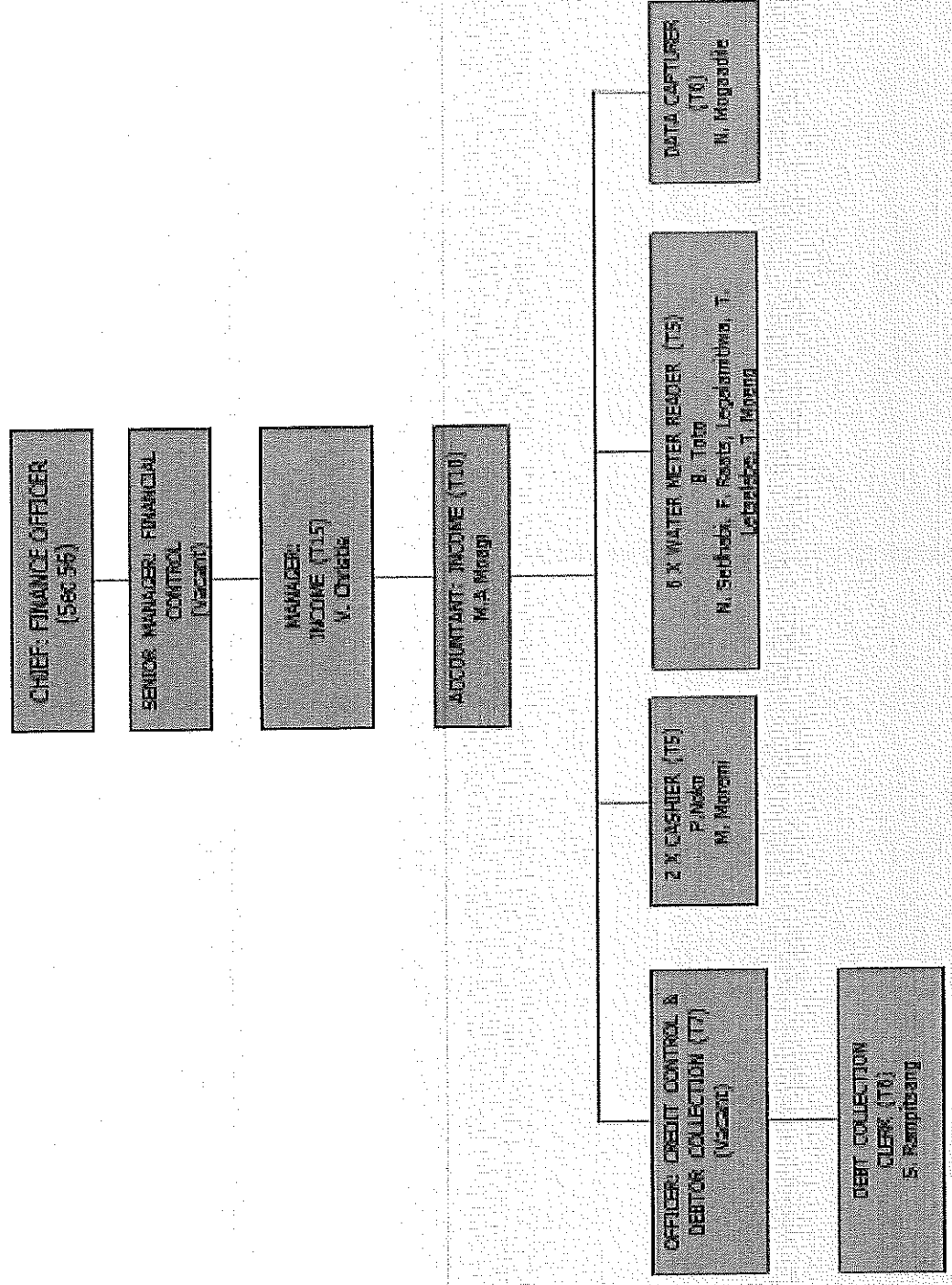


[Handwritten signatures and initials]
M. Mwanjama
R.M.

No of Employees: 11

No of Vacant Posts: 01

DETAILED STRUCTURE FOR FINANCIAL MANAGEMENT SERVICES (INCOME UNIT)

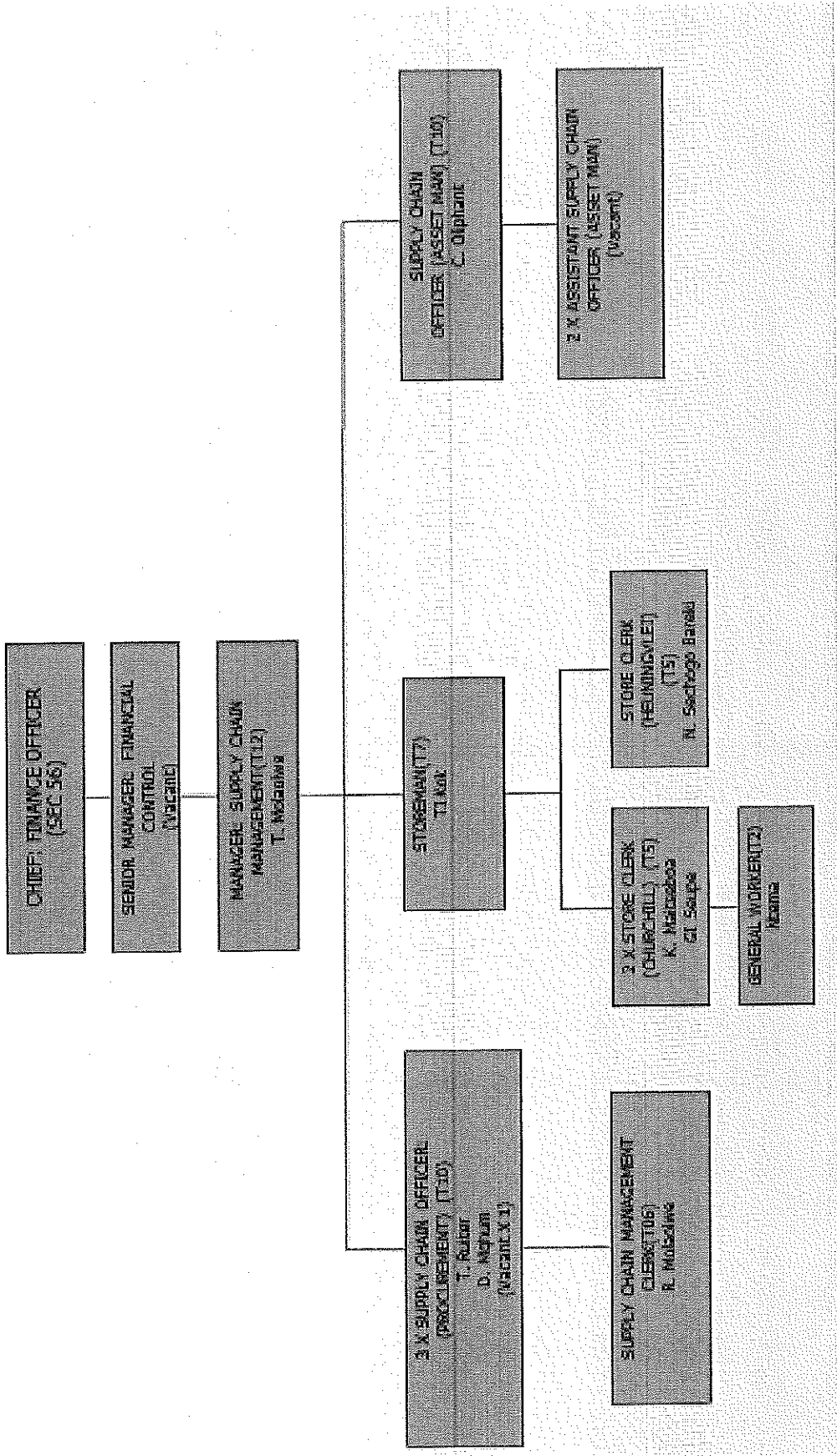


[Handwritten signatures and initials]
 m.v.m
 R.W

TOTAL EMPLOYEES: 27

NO. OF VACANT POSITIONS: 103

DETAILED STRUCTURE FOR FINANCIAL MANAGEMENT SERVICES (SUPPLY CHAIN MANAGEMENT UNIT)



Handwritten signatures and initials in the top right corner.

1.5. FINANCIAL INFORMATION

1.5.1 The Operating Budget for the department for next Financial Year (2017/2018) is R 40,199,009.81

1.5.2 Departmental Projected Operational Expenditure

Programme	Name of project	Budget	July	August	September	October	November	December	January	February	March	April	May	June
Stipend for interns	Stipend for interns	R 522 830.00	R 43 569.17	R 43 569.17	R 43 569.17	R 43 569.17	R 43 569.17	R 43 569.17	R 43 569.17	R 43 569.17	R 43 569.17	R 43 569.17	R 43 569.17	R 43 569.17
Conferences	Conferences	R 15 000.00				R 9 000.00					R 6 000.00			
Internal Audit Fees	Internal Audit Fees	R 350 000.00	R 29 166.67	R 87 500.00	R 87 500.00	R 87 500.00								
Printing and stationery	Printing and Stationary	R 40 000.00	R 3 333.33	R 10 000.00	R 10 000.00	R 10 000.00								
Training	Capacity Building	R 500 000.00	R 41 666.67	R 41 666.67	R 41 666.67	R 41 666.67	R 41 666.67	R 41 666.67	R 41 666.67	R 41 666.67	R 41 666.67	R 41 666.67	R 41 666.67	R 41 666.67
Travel and subsistence	Travel and subsistence	R 232 170.00	R 19 347.50	R 19 347.50	R 19 347.50	R 19 347.50	R 19 347.50	R 19 347.50	R 19 347.50	R 19 347.50	R 19 347.50	R 19 347.50	R 19 347.50	R 19 347.50
Improve ICT	Purchase of computers and printers	R 150 000.00	R 150 000.00											
Improve ICT	Purchase of IT software													
Employee related cost	Employee related cost	R 10 827 085.44	R 902 257.12	R 902 257.12	R 902 257.12	R 902 257.12	R 902 257.12	R 902 257.12	R 902 257.12	R 902 257.12	R 902 257.12	R 902 257.12	R 902 257.12	R 902 257.12
DBSA Loan	Loan Repayment	R 784 402.00						R 392 201.00						R 392 201.00
Insurance Cost	Insurance cost	R 400 000.00	R 33 333.33	R 100 000.00	R 100 000.00	R 100 000.00								
Consultancy Fees	Consultancy fees	R 5 000 000.00	R 416 666.67	R 416 666.67	R 416 666.67	R 416 666.67	R 416 666.67	R 416 666.67	R 416 666.67	R 416 666.67	R 416 666.67	R 416 666.67	R 416 666.67	R 416 666.67
Audit fees	Audit fees	R 3 270 574.39	R 272 547.87	R 272 547.87	R 272 547.87	R 272 547.87	R 272 547.87	R 272 547.87	R 272 547.87	R 272 547.87	R 272 547.87	R 272 547.87	R 272 547.87	R 272 547.87
Valuation Roll	Valuation Roll	R 1 750 000.00							R 500 000.00				R 1 250 000.00	
Internal Audit fees	Internal Audit fees	R 1 500 000.00	R 125 000.00	R 375 000.00	R 375 000.00	R 375 000.00								
Bank cost	Bank cost	R 169 335.00	R 14 111.25	R 14 111.25	R 14 111.25	R 14 111.25	R 14 111.25	R 14 111.25	R 14 111.25	R 14 111.25	R 14 111.25	R 14 111.25	R 14 111.25	R 14 111.25
Conferences	Capacity building	R 100 000.00	R 8 333.33	R 25 000.00	R 25 000.00	R 25 000.00								
Membership Fees	Memberships fees	R 1 065.00	R 1 065.00											
Travel and subsistence	Travel and subsistence(FMG)	R 500 000.00	R 41 666.67	R 41 666.67	R 41 666.67	R 41 666.67	R 41 666.67	R 41 666.67	R 41 666.67	R 41 666.67	R 41 666.67	R 41 666.67	R 41 666.67	R 41 666.67
Disposal Cost	Disposal cost	R 60 000.00											R 60 000.00	
Software	Software	R 50 000.00	R 50 000.00											
Computer and printers	Computers and printers(FMG)	R 100 000.00	R 100 000.00											

Handwritten signatures and initials:
 [Signature]
 M.V.M
 R.M

1.5.3 Departmental Projected Revenue by vote

Programme	Name of project	Budget	July	August	September	October	November	December	January	February	March	April	May	June
Financial Performance/ Revenue	Property rates	13 053 507	1 087 792	1 087 792	1 087 792	1 087 792	1 087 792	1 087 792	1 087 792	1 087 792	1 087 792	1 087 792	1 087 792	1 087 792
Financial Performance/ Revenue	Interest Debtors: Outstanding	55 000	4 583.33	4 583.33	4 583.33	4 583.33	4 583.33	4 583.33	4 583.33	4 583.33	4 583.33	4 583.33	4 583.33	4 583.33
Financial Performance/ Revenue	GOV Grants & Subsidie: UNCOND	115 072 000	45 028 800				37 973 760				31 069 440			
Financial Performance/ Revenue	GOV Grants & Subsidie: COND	2 145 000	2 145 000											
Financial Performance/ Revenue	Tender deposits	150 000		60 000		45 000					25 000		20 000	
Financial Performance/ Revenue	Clearance Certificate	3 000			1 000				2 000					
	TOTAL	130 478 507	49 266 176	1 152 376	1 093 376	1 137 376	39 066 136	1 092 376	1 094 376	1 092 376	32 185 816	1 092 376	1 112 376	1 092 376

CHAPTER 2 STRATEGIES KPI & TARGETS

1. Strategy for Each Department Objective

Manage revenue section

Implement the valuation roll during the first month for the property rates collection. On-going supplementary valuation roll will be compiled and interim valuations run for clearance certificate issuance. Updating customer information on the system for accurate billing.

Zoning applications to be processed for all properties within the municipal area.

Submit tariffs to council for approval which will be used for services charges. Application for electricity tariffs from NERSA. Establish the revenue collection rate by reconciling the revenue collected against the billing.

[Handwritten signatures and initials]

Regular update of the indigent register for better provision of basic services and revenue collection. Compile a list of debts which are irrecoverable and submit to Council for write off.

Monthly reconciliation of the debtors and timeous billing

Manage Budget and Treasury section

Compile the budget and submission to council for approval and subsequent submission to National and Provincial Treasury. Making public the municipality's approved budget. Capturing the approved budget in the system and regular monitoring.

Compilation and submission of income and expenditure reports to different stakeholders on a monthly basis.

Train officials on the budgeting process and reporting.

Ensure compliance with all relevant legislature requirements. Compilation and submission of all statutory reports to council and other stakeholders.

Payment of creditors within 30 days from the date of the invoice. Monthly reconciliation of the creditors, payroll and VAT.

Accurate and timeous payment of employees' salaries and third parties. Submission of employers' TAX declaration to the Receiver of Revenue.

Sustain financial management


Review and submit financial policies and make them public, i.e. publishing on the municipal website.

Compile and submit credible Annual financial statements to the Office of the AG by 30th August.

Addressing all audit queries raised by the Auditor General and compile the Audit action plan to address issues raised by the AG on the management letter.

Improve on Internal control to ensure good financial governance.

Manage supply chain management section

Handwritten signatures and initials at the bottom right of the page, including a signature that appears to be 'V. V. M.' and the initials 'R.M.'.

Review and implementation of municipality's supply chain management policy. Train SCM officials. Appointment and training of Bid committees. Adherence to legislation with regard to submission of reports on SCM implementation and making the reports public by advertising on the municipal website. Compilation and regular update of the supplier database as per MFMA classification. Register and also assist local suppliers to register on the Central Supplier Database.

Manage asset management section

Establishment of an asset management unit within the municipality. Regular update of a GRAP compliant Asset register. Identification of all heritage assets within the municipality to be included on the asset register. Ensure that all municipal assets are insured and maintenance plan developed. Proper safeguarding of the municipal assets by all. Monitor the movement of assets.

Implement cash flow management

Ensure that there are reconciliations done on a monthly basis. Investments accounts will be opened to generate extra revenue for the municipality.

[Handwritten signatures and initials]
M.V.M.
E.N.

Handwritten signatures and initials:
 M.V.M
 E.M



Departmental Initiative Programmes and Targets (Supporting Activities & Budget)

Strategic Objective	KPI	Programme	Name of project	Budget	Quarter 1	Quarter 2	Quarter 3	Quarter 4
Promote good governance	Number of Interns remunerated	Stipend for Interns	Stipend for Interns	R 522 830.00	R 130 707.50	R 130 707.50	R 130 707.50	R 130 707.50
Promote good governance	Number of Conferences attended	Conferences	Conferences	R 15 000.00	R 3 750.00	R 3 750.00	R 3 750.00	R 3 750.00
Promote good governance		Internal Audit Fees	Internal Audit Fees	R 350 000.00	R 87 500.00	R 87 500.00	R 87 500.00	R 87 500.00
Promote good governance		Printing and stationary	Printing and Stationary	R 40 000.00	R 10 000.00	R 10 000.00	R 10 000.00	R 10 000.00
Promote good governance	Number of interns and financial officials trained	Training	Capacity Building	R 500 000.00	R 125 000.00	R 125 000.00	R 125 000.00	R 125 000.00
Promote good governance	Number of workshop and meetings attended	Travel and subsistence	Travel and subsistence	R 232 170.00	R 58 042.50	R 58 042.50	R 58 042.50	R 58 042.50
Internal business perspective	Purchase of office equipment	Improve ICT	Purchase of computers and printers	150000	R 37 500.00	R 37 500.00	R 37 500.00	R 37 500.00
Internal business perspective	Purchase of Software	Improve ICT	Purchase of IT software	R 335 000.00	R 83 750.00	R 83 750.00	R 83 750.00	R 83 750.00
Manage Budget and Treasury section	Number of employee remunerated	Employee related cost	Employee related cost	R 10 827 085.44	R 2 706 771.36	R 2 706 771.36	R 2 706 771.36	R 2 706 771.36
Manage revenue section	Number of Bad debts written off	Provision for Bad debts	Provision of bad debts	R 3 541 547.98	R 885 387.00	R 885 387.00	R 885 387.00	R 885 387.00
Internal business perspective	Number of assets depreciated	Depreciation cost	Depreciation	R 10 000 000.00	R 2 500 000.00	R 2 500 000.00	R 2 500 000.00	R 2 500 000.00
Promote good governance	Loan repaid	DBSA Loan	Loan Repayment	R 784 402.00	R 196 100.50	R 196 100.50	R 196 100.50	R 196 100.50
Internal business perspective		Insurance Cost	Insurance cost	R 400 000.00	R 100 000.00	R 100 000.00	R 100 000.00	R 100 000.00
Manage Budget and Treasury section		Consultancy Fees	Consultancy fees	R 5 000 000.00	R 1 250 000.00	R 1 250 000.00	R 1 250 000.00	R 1 250 000.00
Promote good governance		Audit fees	Audit fees	R 3 270 574.39	R 817 643.60	R 817 643.60	R 817 643.60	R 817 643.60
Manage revenue section	Number of Property valued	Valuation Roll	Valuation Roll	R 1 750 000.00	R 437 500.00	R 437 500.00	R 437 500.00	R 437 500.00
Promote good governance	Number of internal audit reports	Internal Audit fees	Internal Audit fees	R 1 500 000.00	R 375 000.00	R 375 000.00	R 375 000.00	R 375 000.00
Manage Budget and Treasury section		Bank cost	Bank cost	R 169 335.00	R 42 333.75	R 42 333.75	R 42 333.75	R 42 333.75
Promote good governance	Number of conference	Conferences	Capacity building	R 100 000.00	R 25 000.00	R 25 000.00	R 25 000.00	R 25 000.00
Promote good governance	Number of membership affiliated	Memberships fees	Memberships fees	R 1 065.00	R 266.25	R 266.25	R 266.25	R 266.25
Promote good governance	Number of workshop and training attended	Travel and subsistence	Travel and subsistence	R 500 000.00	R 125 000.00	R 125 000.00	R 125 000.00	R 125 000.00
Manage Asset management section	Number of assets disposed	Disposal Cost	Disposal cost	R 60 000.00	R 15 000.00	R 15 000.00	R 15 000.00	R 15 000.00
Manage Asset management section	Purchase of software	Software	Software	R 50 000.00	R 12 500.00	R 12 500.00	R 12 500.00	R 12 500.00
Manage Asset management section	Purchase of Computers and printers	Computer and printers	Computers and printers	R 100 000.00	R 25 000.00	R 25 000.00	R 25 000.00	R 25 000.00



Municipal Finances and Financial Viability

Municipal Finances and Financial Viability



Corporate Objective	Key Performance Indicator	Weighting	Annual Target	Quarterly Target				Portfolio of evidence
				1 st	2 nd	3 rd	4 th	
STRATEGIES FOCUS AREA 1: GOOD GOVERNANCE AND PUBLIC PARTICIPATION								
Improve credit ratings	Number of reports on bad debts written off.	4	1 report on bad debts written off by June 2018	Compilation of the Draft report on data cleansing and identifying potential rate and services payers by September 2017	Submit draft report on data cleansing to Council by December 2017	Implement recommendations of the report on data cleansing by March 2018	Submit to Council a report on bad debts written off by June 2018	1 Complete report on accounts written off
	Number of reports on timeous billing of accounts	4	12 quarterly reports on billing of customers by June 2018	3 quarterly reports on billing of customers by September 2017	3 quarterly reports on billing of customers by December 2017	3 quarterly reports on billing of customers by March 2018	3 quarterly reports on billing of customers by June 2018	12 reports on timeous billing of customers
Promote Good governance	Number of improved Audit reports by December 2017	8	1 Improved 2016/17 Audit Report	Preparing books for new 2016/17 annual financial statements.	Responding to all audit findings by 16 November 2017	Submission of the Audit report to Council by March 2018	Compiling the audit file for the prior year audit	1 copy of AG report Acknowledgement of timeous receipt of the AFS.



 16
 P.M. M.V.M.

				Timeous compilation and submission of the Annual Financial Statement and Annual Performance Reports by 31 August 2017			December 2017.		Prior year audit file Audit Action Plan Managements responses on Audit findings
STRATEGIC FOCUS AREA 2: MUNICIPAL INSTITUTIONAL DEVELOPMENT AND TRANSFORMATION									
	4	12	4	3	3	3	3	3	3
	Number of departmental meetings held by June 2018	Departmental meetings held by June 2018	Departmental meetings held by September 2017	Departmental meetings held by December 2017	Departmental meetings held by March 2018	Departmental meetings held by June 2018	Departmental meetings held by June 2018	Departmental meetings held by June 2018	12 minutes of Departmental meetings held and signed. 12 Attendance registers
	4	4 quarterly reports on training of finance officials by June 2018	1 report on number of finance officials trained by September 2017	1 report on number of finance officials trained by December 2017	1 report on number of finance officials trained by March 2018	1 report on number of finance officials trained by June 2018	1 report on number of finance officials trained by June 2018	Attendance register or confirmation of attendance from the service provider	
STRATEGIC FOCUS AREA 3: INFRASTRUCTURE AND SERVICE DELIVERY									
	4	12	4	3	3	3	3	3	12 system generated route lists reports. 12 Exception reports
	Number of reports on the number of meter readings taken and captured	12 reports on the number of meter readings and captured by June 2018	3 reports on the number of meter readings taken and captured by September 2018	3 reports on the number of meter readings taken and captured by December 2017	3 reports on the number of meter readings taken and captured by March 2018	3 reports on the number of meter readings taken and captured by June 2018	3 reports on the number of meter readings taken and captured by June 2018	12 system generated route lists reports. 12 Exception reports	



 17

	Number of clearance certificates issued and updated accounts	4	4 quarterly reports on clearance certificates issued and updated accounts by June 2018	1 quarterly report on clearance certificates issued and updated accounts by September 2017	1 quarterly report on clearance certificates issued and updated accounts by December 2017	1 quarterly report on clearance certificates issued and updated accounts by March 2018	1 quarterly report on clearance certificates issued and updated accounts by June 2018	4 quarterly reports on clearance certificates issued and updated accounts.
STRATEGIC FOCUS AREA 4 : LOCAL ECONOMIC DEVELOPMENT(LED)								
Adhere to Supply Chain Management processes in promoting LED and timeous payment to service providers	Number of tenders awarded benefiting the local SMMEs	4	10 Local SMMEs benefiting from Community Services budget	At least 2 tenders or quotation awarded per annum to benefit the local economy	At least 3 tenders or quotation awarded per annum to benefit the local economy	At least 3 tenders or quotation awarded per annum to benefit the local economy	At least 2 tenders or quotation awarded per annum to benefit the local economy	Tender committee minutes and or report on awards made to local SMME's
STRATEGIC FOCUS AREA 5: FINANCIAL VIABILITY AND MANAGEMENT								
Manage revenue section	Timeous and accurate billing	4	12 monthly reports on timeous billing and submission of accounts by end of June 2018	3 monthly reports on timeous billing and submission of accounts by end of September 2017	3 monthly reports on timeous billing and submission of accounts by end of December 2017	3 monthly reports on timeous billing and submission of accounts by end of March 2018	3 monthly reports on timeous billing and submission of accounts by end of June 2018	12 monthly reports on timeous billing and submission of accounts
	Number of reports on debtors' reconciliation performed.	2	12 debtors reconciliation reports performed by June 2018	3 debtors reconciliation reports by September 2017	3 debtors reconciliation reports by December 2017	3 debtors reconciliation reports by March 2018	3 debtors reconciliation reports by May 2018	12 debtors reconciliation reports


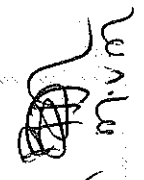


 18
 M.M.M.

									1 report on interim property rates run by June 2018.	1 consolidated property rates report on the supplementary valuation roll
									1 completed indigent register submitted to Council for approval by May 2018	1 completed indigent register submitted to Council
Manage Budget and Treasury section									1 final budget compiled and submitted to council, National and Provincial Treasury by May 2018	1 Adjustment and 1 final budget document, 1 budget locking certificate and proof of submission to Council, National and Provincial Treasury
									3 reports of section 71, Monthly budget statement and salaries submitted to Mayor, Council and National and Provincial Treasury by June 2018	12 reports of section 71, Monthly budget statement and salaries submitted to the Mayor, Council and National and Provincial Treasury and proof of submission thereof.
									3 reports of section 71, Monthly budget statement and salaries submitted to Mayor, Council and National and Provincial Treasury by March 2018	
									3 reports of section 71, Monthly budget statement and salaries submitted to Mayor, Council and National and Provincial Treasury by December 2017	
									3 reports of section 71, Monthly budget statement and salaries submitted to Mayor, Council and National and Provincial Treasury by September 2017	
									12 reports of section 71, Monthly budget statement and salaries submitted to the Mayor, Council and National and Provincial Treasury by June 2018	
									Number of section 71, Monthly budget statement and salaries reports submitted	
									Number of credible budget compiled and submitted to Council by May 2018	
									Updated indigent register	
									Number of interim property rates supplementary valuation rolls completed and submitted.	
									1	
									3	
									4	

19

[Handwritten signatures and initials]

	<p>Number of MFMA quarterly reports compiled and submitted to Council and National Provincial Treasury (ME, BM, LTC, MFM implementation plan)</p>	<p>4</p>	<p>4 reports each (ME, BM, LTC, MFM implementation plan) submitted to Council and National Provincial Treasury by June 2018</p>	<p>1 report each (ME, BM, LTC, MFM implementation plan) submitted to Council and National Provincial Treasury by September 2017</p>	<p>1 report each (ME, BM, LTC, MFM implementation plan) submitted to Council and National Provincial Treasury by December 2017</p>	<p>1 report each (ME, BM, LTC, MFM implementation plan) submitted to Council and National Provincial Treasury by March 2018</p>	<p>1 report each (ME, BM, LTC, MFM implementation plan) submitted to Council and National Provincial Treasury by June 2018</p>	<p>4 reports each (ME, BM, LTC, MFM implementation plan) submitted to Council and National Provincial Treasury and proof of submission.</p>
	<p>Number of sec 52 reports on the implementation of the budget and financial affairs of the municipality submitted to council</p>	<p>2</p>	<p>4 quarterly reports on sec 52 reports on the implementation of the budget and financial affairs of the municipality submitted to Council by June 2018</p>	<p>1 quarterly report on sec 52 report on the implementation of the budget and financial affairs of the municipality submitted to Council by September 2017</p>	<p>1 quarterly report on sec 52 report on the implementation of the budget and financial affairs of the municipality submitted to Council by December 2017</p>	<p>1 quarterly report on sec 52 report on the implementation of the budget and financial affairs of the municipality submitted to Council by March 2018</p>	<p>1 quarterly report on sec 52 report on the implementation of the budget and financial affairs of the municipality submitted to Council by June 2018</p>	<p>4 quarterly reports and proof of submission to council.</p>
	<p>Number of reports on withdrawals submitted to Council, NT, PT and AG</p>	<p>2</p>	<p>4 reports on withdrawals submitted to Council, National and Provincial Treasury by June 2018</p>	<p>1 report on withdrawals submitted to Council, National and Provincial Treasury by September 2017</p>	<p>1 report on withdrawals submitted to Council, National and Provincial Treasury by December 2017</p>	<p>1 report on withdrawals submitted to Council, National and Provincial Treasury by March 2018</p>	<p>1 report on withdrawals submitted to Council, National and Provincial Treasury by June 2018</p>	<p>4 reports on withdrawals and proof of submission to council, National and Provincial Treasury</p>



 20
 M.M.M.

Number of conditional grants expenditure reports submitted to council, PT, NT(FMG, MIG, EPWP, WSOG, O & M, MSIG RBIG and MWIG)	4	12 reports each on conditional grants expenditure reports submitted to council, PT, NT(FMG, MIG, EPWP, WSOG, O & M, MSIG RBIG and MWIG) by June 2018	3 reports each on conditional grants expenditure reports submitted to council, PT, NT(FMG, MIG, EPWP, WSOG, O & M, MSIG RBIG and MWIG) by September 2017	3 reports each on conditional grants expenditure reports submitted to council, PT, NT(FMG, MIG, EPWP, WSOG, O & M, MSIG RBIG and MWIG) by December 2017	3 reports each on conditional grants expenditure reports submitted to council, PT, NT(FMG, MIG, EPWP, WSOG, O & M, MSIG RBIG and MWIG) by March 2018	3 reports each on conditional grants expenditure reports submitted to council, PT, NT(FMG, MIG, EPWP, WSOG, O & M, MSIG RBIG and MWIG) by June 2018	12 reports each on conditional grants expenditure reports submitted to council, Treasury(Provincial and National) and proof of submission
Number of system of delegations developed and reviewed.	1	1 report of system of delegations reviewed by September 2017	1 report of system of delegations reviewed by September 2017	1 report of system of delegations reviewed by September 2017	1 report of system of delegations reviewed by September 2017	1 report of system of delegations reviewed and submitted to Council, Provincial and National Treasury	1 report of system of delegations reviewed and submitted to Council, Provincial and National Treasury
Number of reports on the payment of creditors within 30 days.	2	12 reports on the payment of creditors within 30 days by June 2018	3 reports on the payment of creditors within 30 days by September 2017	3 reports on the payment of creditors within 30 days by December 2017	3 reports on the payment of creditors within 30 days by March 2018	3 reports on the payment of creditors within 30 days by June 2018	12 monthly system generated reports (PV03)

21

[Handwritten signatures and initials]

	Submission of bank account to Treasury and Office of the Auditor General by June 2018 as per MFMA 9(b)	1	1 report on the municipal bank account submitted to Treasury and Office of the Auditor General by June 2017					1 report on the municipal bank account submitted to Treasury and Office of the Auditor General and proof of submissions.(email)
	Number of reports on investment made and submitted to Council	4	4 quarterly reports on investments made and submitted to council by August 2018	1 quarterly report on investments made and submitted to council by January 2018	1 quarterly report on investments made and submitted to council by April 2018	1 quarterly report on investments made and submitted to council by August 2018	4 quarterly reports on investments made and submitted to council (Council resolution and minutes)	
Manage supply chain management section	Number of reports for the contracts awarded submitted to council	4	12 reports for the contracts awarded submitted to council by June 2018	3 reports for the contracts awarded submitted to council by December 2017	3 reports for the contracts awarded submitted to council by March 2018	3 reports for the contracts awarded submitted to council by June 2018	12 reports on contracts awarded and submitted to council. Council resolution and minutes	
	Number of reports on the appointment and training of Bid committee members	2	2 report on the appointment and training of Bid committee members by June 2018	1 report on the appointment of BID committees by August 2017	1 report on the training of Bid committee members by September 2017		Copies of Appointment letters of Bid committees Proof of training and attendance register.	

Handwritten notes and signatures:
 22
 [Signature]
 [Signature]

	Number of reports on the verification and update of suppliers database	2	4 reports on the verification and update of suppliers database by June 2018	1 report on the verification and update of suppliers database by September 2017	1 report on the verification and update of suppliers database by December 2017	1 report on the verification and update of suppliers database by March 2018	1 report on the verification and update of suppliers database by June 2018	System prints out report verifying the update.
	Number of reports on the publication of contracts awarded on the municipal and Treasury website	4	4 reports on the publication of contracts awarded on the municipal website by June 2018	1 report on the publication of contracts awarded on the municipal website by September 2017	1 report on the publication of contracts awarded on the municipal website by December 2017	1 report on the publication of contracts awarded on the municipal website by March 2018	1 report on the publication of contracts awarded on the municipal website by June 2018	Website report on the publication of contracts awarded.
Manage Asset management section	Number of reports on the update of GRAP compliant Asset register compiled and submitted to AG	1	1 report on the update of GRAP compliant asset register completed and submitted to Office of the Auditor General by August 201	1 report on the update of GRAP compliant asset register completed and submitted to Office of the Auditor General by August 2017				An updated Asset register and proof of submission to Office of the Auditor General
	Number of reports on audit of heritage assets	2	1 report on the audit of heritage assets submitted to Council by June 2018				1 report submitted on the audit of heritage asset to Council by June 2018	Report on the audit and identification of heritage asset

[Handwritten signatures and initials]
 M.V.M.

	1	1 report on disposal and removal of assets on the Asset register	1 report on disposal and removal of assets from the asset register submitted to Council by June 2018					1 report on disposal and removal of assets from Asset register and proof of submission to council
	4	Number of reports on inventory stock count performed	12 monthly reports on inventory stock count performed by June 2018	3 Monthly reports on inventory stock counts performed by September 2017	3 Monthly reports on inventory stock counts performed by December 2017	3 Monthly reports on inventory stock counts performed by March 2018	3 Monthly reports on inventory stock counts performed by June 2018	12 monthly reports on inventory stock count performed
Implement cash flow management	2	Number of monthly reconciliations performed on Cashbook and bank	12 monthly cashbook and bank reconciliation reports each by June 2018	3 monthly cashbook and bank reconciliation reports each by September 2017	3 monthly cashbook and bank reconciliation reports each by December 2017	3 monthly cashbook and bank reconciliation reports each by March 2018	3 monthly cashbook and bank reconciliation reports each by June 2018	12 monthly cashbook and bank reconciliation reports
	2	Number of monthly reconciliations performed on VAT	12 monthly VAT reconciliation reports each by June 2018	3 monthly VAT reconciliation reports each by September 2017	3 monthly VAT reconciliation reports each by December 2017	3 monthly VAT reconciliation reports each by March 2018	3 monthly VAT reconciliation reports each by June 2018	12 monthly cashbook and bank reconciliation reports
	2	Number of monthly reconciliations performed on Creditors.	12 monthly creditors reconciliation reports each by June 2018	3 monthly creditors reconciliation reports each by September 2017	3 monthly creditors reconciliation reports each by December 2017	3 monthly creditors reconciliation reports each by March 2018	3 monthly creditors reconciliation reports each by June 2018	12 monthly cashbook and bank reconciliation reports

24

[Handwritten signature]

[Handwritten signature]

[Handwritten signature]


Personal Development Plan of: MRS B.D MOTLHAPING


1. Skills / Performance Gap (in order of priority)	2. Outcomes Expected (measurable indicators: quantity, quality and time frames)	3. Suggested training and / or development activity	4. Suggested mode of delivery	5. Suggested Time Frames	6. Work opportunity created to practice skill / development area	7. Support Person
Appraise Performance of Managers	The manager will be able to enter into performance agreements with all managers reporting to him / her, appraise them against set criteria, within relevant time frames	A course containing theoretical and practical application with coaching in the workplace	External provider, in line with identified unit standard and not exceeding R 6 000	6 months	Appraisal of managers reporting to the MM	Municipal Manager: Training
Advance Project management	Improve project management	Enrolment with institution of higher learning	Attendance	6 months	Strategic	Municipal Manager
Excel on steroids	Improve analytical skill	Enrolment with an institution providing the course	Full time attendance for the duration of the course	2 – 3 days	Strategic	Municipal Manager

CHIEF FINANCIAL OFFICER

Signature: 

ACTING MUNICIPAL MANAGER

Signature: 



26
M.M.L
M.M.